



## Optional Items



Magnetic



Supporting Pin



## Laser Cutter

# GCC LaserPro FMC 270

## Compact Size Metal Cutting System

Specification	FMC 270
Laser Source	Fiber laser with pulse 150W, CW 250W, Peak 1.5kW
Wavelength	1064 nm
Work Area	28 x 14.5 in. (712 x 370 mm)
Max. Part Size (W x L x H)	30.9 x 21.3 x 5.9 in. (786 x 542 x 150 mm)
Dimensions	44.3 x 28.3 x 70.8 in. (1125 x 720 x 1800 mm)
Cooling	Air Cool
Drive	Closed-loop DC Servo Control
Maximum Motor Speed*	20 IPS
Speed Control	Adjustable from 0.1~100% (Up to 16 color-linked speed settings per job)
Power Control	Adjustable from 0 ~100% (Up to 16 color-linked speed settings per job)
Distance Accuracy	0.254 mm or 0.1% of move, whichever is greater
Z-Axis Movement	Automatic
Resolution (DPI)	3000
Computer Interface	Full speed 2.0 USB Port
Display Panel	4-line LCD panel showing current file name, total working time, laser power, cutting speed, file(s) loaded into memory buffer, setup and diagnostic menus
Safety	Class I Laser Product Complies with EN60825 Class II Laser Product Complies with CDRH
Operation Voltage	220V AC
Power Consumption	1100W
Air Extraction System	External vacuum system required, one 4" connection on the back of the machine.

\* Speed is not equal to throughput. See dealer or visit [www.GCCworld.com](http://www.GCCworld.com) for more details.

△ Specifications are subject to change without prior notice.



# FMC 270

- Spacious 28" x 14.5" (712 mm x 370 mm) working area
- LaserMech Capacitive cutting head
- Closed-loop DC servo control for precise and rapid movement
- UK Fiber laser technology for metal cutting
- Autofocus function to automatically find correct focal distance
- Easy to use MS Windows based driver interface



Authorized Dealer



[www.GCCworld.com](http://www.GCCworld.com)



GCC Headquarters 4F-1., No.236, Fude 2nd Rd., Xizhi Dist., New Taipei City 22151, Taiwan 886-2-6616-6692 Fax : 886-2-2694-6875  
 GCC China No.1, Chen Feng Road, Yushan, Kunshan, Jiangsu 215300, China 86-512-5726-1515 Fax : 86-512-5726-1518  
 GCC Europe B.V. Eglantierbaan 43-45, 2908 LV, Capelle a/d IJssel, The Netherlands 31-10-458-9367 Fax : 31-10-451-9874  
 GCC America, Inc 323 Paseo Tesoro, Walnut, CA 91789, USA 1-909-718-0248 Fax : 1-909-718-0251  
 US & Canada Only Toll Free: 1-888-284-5211



## Laser Cutter

# GCC LaserPro FMC 270




### GCC LaserPro FMC 270

Compact size production cutting system, GCC LaserPro delivers an easy way to operate fiber laser cutting system which yields spectacular cutting edges. The FMC 270 is a cutting specialist engineered for performance and produces excellent output quality, good for specialized engineering projects, prototyping, and customization jobs. Innovative features developed from GCC LaserPro's years of experience makes FMC 270 the most user-friendly system on the market.


### Drag-N-Play

The "Drag-N-Play" feature greatly reduces complex set up procedures and allows users to directly drag the lens carriage to the starting point of a job.




### Capacitor Head with Autofocus Function

Precise capacitor laser Head design is able to keep fixed distance between laser head and work piece. The non-contact cutting procedure prevents any scratch on the work piece or damage of laser head to create perfect and clean cutting edge.




### Motion System with DC Servo Motor

The GCC LaserPro FMC 270 utilizes a high speed closed-loop DC servo motor for precise and fast carriage movement to ensure exceptionally accurate cutting outputs.



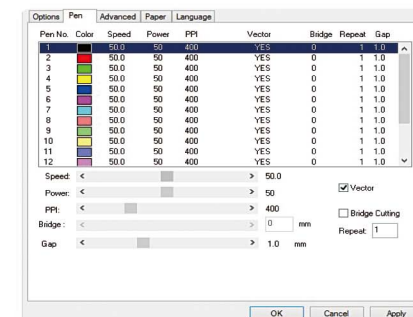
### DuraGuide

Systematic and reliable motion system embedded with strong mechanical framework, reinforced Kevlar belts, and accurate servomotor control technology to deliver superb output quality under rapid movement.



### Collecting Drawer

It is a convenient design for users to collect completed workpieces and clean scrap easily.



### Programmable Origin Modes

Easy to use position modes allow the operator an effortless way to setup a job. Repetitive workflows can be drastically simplified by relocating the origin position to any desired location.



### Easy-to-use Control Panel

A user-friendly menu-driven interface system simplifies complex tasks. Hot keys design and job status display facilitates your work and makes it clear and easy to carry out.



### Key Switch & Emergency Stop

Key switch safeguards the machine from unauthorized use. Prominent emergency button located on the top of the machine allows operators to stop the laser and the motion carriage immediately to provide a safe operating environment.